

## Armored Cable/Flexible Metallic Conduit Fittings

### Straight Squeeze-Type Connectors — Insulated Die-Cast Zinc

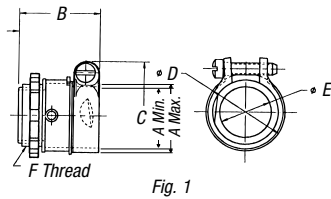


Fig. 1

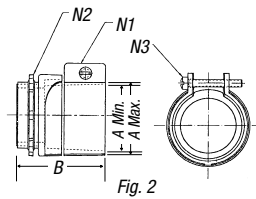


Fig. 2

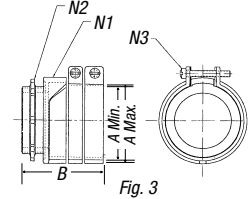


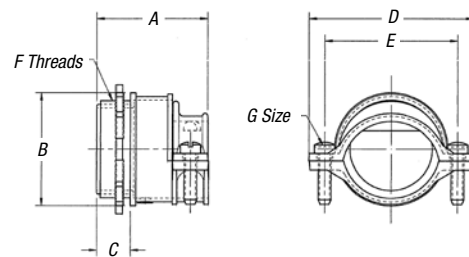
Fig. 3



CAT. NO.	FIG.	SIZE (IN.)	DIMENSIONS (IN.)			STD. CTN.
			A (MIN.)	A (MAX.)	B	
XC-870	1	1/2	.74	.92	1.43	250
XC-872	1	3/4	.88	1.10	1.59	250
XC-873	2	1	1.10	1.35	1.60	100
XC-874	2	1 1/4	1.48	1.65	1.91	50
XC-875	2	1 1/2	1.68	2.00	2.12	50
XC-876	3	2	2.12	2.47	2.54	10
XC-877	3	2 1/2	2.71	3.08	2.88	10
XC-878	3	3	3.15	3.60	3.88	5
XC-879	3	3 1/2	3.20	4.03	5.04	1
XC-8710	3	4	3.15	4.25	5.04	1

UL File No. E-17909 — 1/2"–3/4".  
 UL File No. E-23018 — 1/4".  
 CSA File No. LR-12798.

### Squeeze-Type BX Flex Connectors



CAT. NO.	TRADE SIZE (IN.)	DIMENSIONS (IN.)					F THREADS	G SIZE	RANGE
		A	B	C	D	E			
XC-201	1/2	1 25/64	1 1/64	1 3/32	1 59/64	1 3/8	1/2-14NPS	10-24 x 7/8	.40-.95
XC-202	3/4	1 1/2	1 1/4	1/2	1 59/64	1 3/8	3/4-14NPS	10-24 x 7/8	.50-1.10
XC-203	1	1 3/4	1 23/32	5/16	2 3/32	1 7/8	1-11 1/2NPS	10-24 x 7/8	.62-1.14
XC-204	1 1/4	1 7/8	1 59/64	5/16	2 47/64	2 3/32	1 1/4-11 1/2NPS	10-24 x 7/8	.50-1.38

All dimensions are approximated to the nearest 1/64".